251-1135-0V300

A4 MFP

EN Getting Started

DE Erste Schritte | FR Démarrage | IT Guida introduttiva | ES Procedimientos iniciales
PT Começando | TW 中文繁體 | ZH 中文简体

1 What's in the box

Lieferumfang
Ce que contient la boîte
Contenuti della confezione/Contenido del paquete/O que vem na caixa
包裝內容
包裝內容

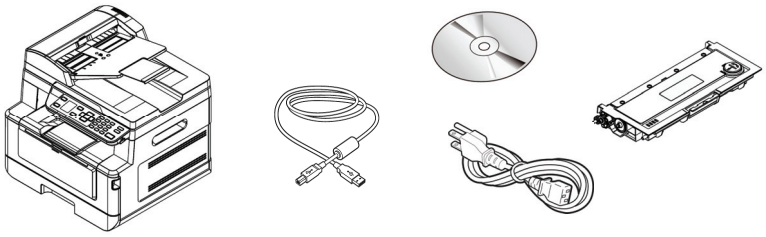

2 Install the Toner Cartridge

Tonerkartusche installieren
Installation de la cartouche de toner
Installazione della cartuccia toner
Instalar el cartucho de toner
Instalação do Cartucho de Toner
安裝碳粉匣
安裝墨粉盒

2.1

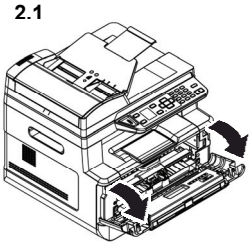

2.2

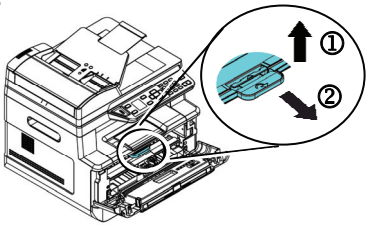

2.3

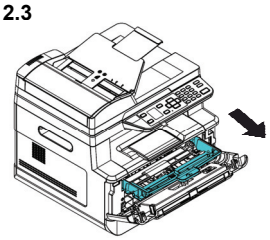

2 Install the Toner Cartridge

2.4

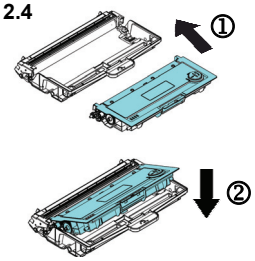

2.5

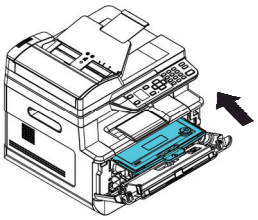

2.6

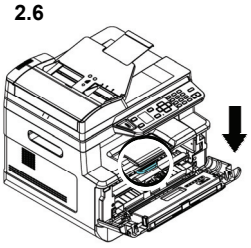

3 Load paper into the main tray

Papier im Haupteinzug einlegen
Chargement du bac d'alimentation principal
Caricamento del vassoio di ingresso principale
Cargar la bandeja de entrada principal
Carregamento da Bandeja de Entrada Principal
將紙張放入主要紙匣
将纸张放入主要纸盒

3.1

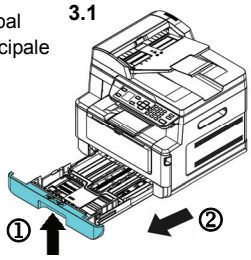

3.2

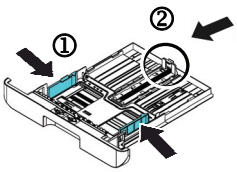

3.3

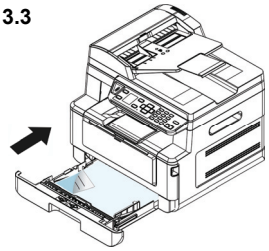

4 Load Paper into the Manual Tray

Papier im manuellen Papiereinzug einlegen
Chargement du bac manuel
Caricamento del vassoio manuale
Cargar la bandeja manual
Carregamento da Bandeja Manual
將紙張放入手動紙匣
将纸张放入手动纸盒

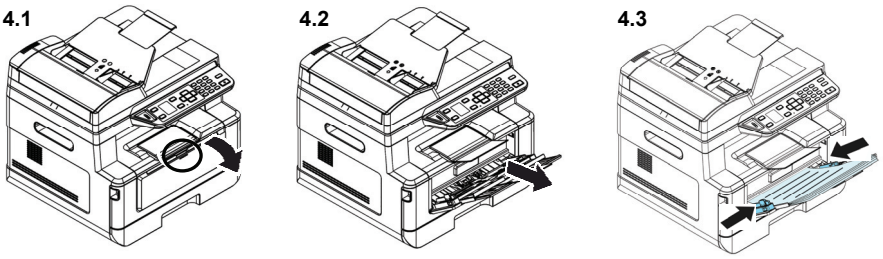

5 Connect to Power

Mit der Stromversorgung verbinden
Brancher l'alimentation
Collegamento all'alimentazione
Conectar la alimentación
Conecte à energia
連接電源
连接电源

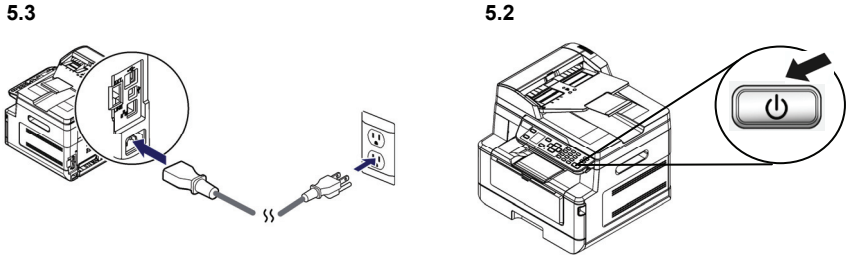

6 Connect to the computer (Network)

Mit dem Computer verbinden
Raccorder à l'ordinateur
Collegamento al computer
Conectar a su PC
Conecte ao computador
連接電腦
连接电脑

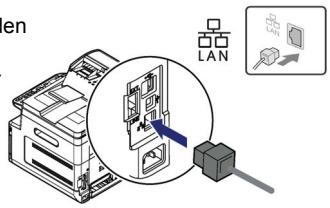

7 Install Printer Driver

Drucker- installieren
Installation des pilotes du Imprimante
Installazione dei driver di stampante
Instalar los controladores de impresora
Instalação do Impressora Drivers
安裝驅動程式
安装驱动程序

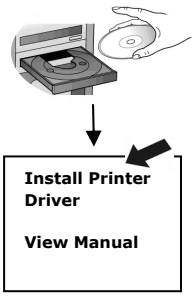

8 Connect to the computer (USB)

Mit dem Computer verbinden
Raccorder à l'ordinateur
Collegamento al computer
Conectar a su PC
Conecte ao computador
連接電腦
连接电脑

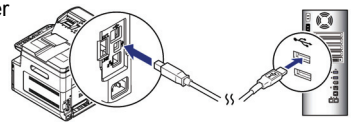

! For more information, refer to the manual in the CD.

Weitere Informationen finden Sie auf der Anleitung auf der CD.
Pour plus d'informations, référez-vous au manuel sur le CD.
Fare riferimento al manuale contenuto nel CD per altre informazioni.
Para obtener más información, consulte el manual que se encuentra en el CD.
Para mais informações, consulte o manual no CD.
更多操作的細節，請參考光碟內的使用手冊。
更多操作的细节，请参考光盘内的使用手册。

CE

European Union Regulatory Notice
Products bearing the CE marking comply with the following EU Directives:

- Low Voltage Directive 2014/35/EC
- EMC Directive 2014/30/EC
- Restriction of the use of certain hazardous substances (RoHS) Directive 2011/65/EU